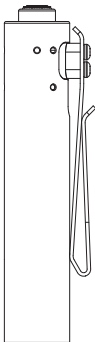




User Manual



Rider RX 2.0

(Titanium)

Unique EDC
Flashlight With Fidget

FEATURES

- A fidget EDC flashlight that is perfect for everyday carrying companion
- Utilizes 1xNICHIA 519A-V1 LED CRI ≥90 color rendering, offering maximum illumination of 700 lumens and 5000K color temperature
- Four brightness levels and an intelligent memory function
- Powered by one piece customized ACEBEAM 14500 rechargeable Li-ion battery with a built-in USB-C charging port
- Alkaline or NiMH AA power source is also compatible. The AA power source battery is reliable, inexpensive, and easy to find
- Single tail-switch control for one-handed operation
- Stainless steel double-direction pocket clip enables additional carrying ways to be clipped in the pocket, the backpack, or the MOLLE system
- Optical lenses with double-sided scratch-resistant coating
- Integrated precision digital optics technology
- IP68 grade (2 meters submersible)
- Impact resistance 1.5 meters

SPECIFICATIONS

Size: 96,0mm x 18,6mm x 26,0mm
Weight: 74.7 g w/ battery

INCLUDED

1xACEBEAM 14500 Li-ion USB-C Rechargeable Battery; 1xLanyard; 2xO-rings;
1xUSB-C Cable; 1x User Manual

TECHNICAL PARAMETER

FL1 STANDARD	Li-ion Battery			
	High	Med	Low	Ultra-Low
光通量	700~300 lumens	200 lumens	50 lumens	5 lumens
续航时间	35s+1h	2h	14h	58h
射程	101m	2550cd	2m	1.5m

Notice: The above-mentioned parameters have been measured in accordance with the international flashlight testing standard ANSI NEMA FL1, and are approximate and may vary from flashlights, batteries, and environments.

OPERATING INSTRUCTION

ON/OFF: Fully single click the switch.

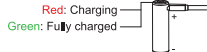
Output Selection:

With the light switched OFF half press the switch or rapidly fully click the switch for 1 second to cycle through Ultra-Low→Low→Med→High.

Intelligent Memory Circuit:

The light memorizes the last selected output. When turned on again after 3 second, the previously used output will be recalled.

BATTERY CHARGING INDICAFOR

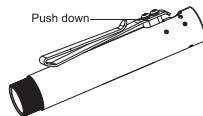
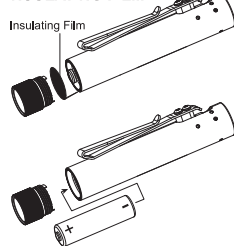


If the battery needs to be replaced, make sure that the positive pole(+) end of the new battery towards the flashlight head when you put it in.

AVAILABLE BATTERIES

Including 1 x Customized 14500 Lithium battery / Compatible 1 x 1.5V AA Alkaline battery / Compatible 1 x NiMH battery

INSULATING FILM



Before first use, push down the clip, unscrew the flashlight head, remove the insulating film. Please fully charge the ACEBEAM 14500 battery by the provided standard USB-C charging cable.

USAGE AND MAINTENANCE

1. Unauthorized disassembly may damage the light and void the warranty.
2. Lubricate the threads with professional grade lubricant regularly.
3. Please swap out the O-rings regularly to maintain the water resistance level.
4. Maintain and keep clean any contact surfaces of the flashlight with alcohol swab. This may prevent irregular flashes during use.

WARNING

1. By using this device, you certify you have read the included User Manual and Warning Card and release the manufacturer and retailers from all liabilities.
2. Please use in accordance with applicable laws and regulations.
3. Keep out of reach of children.
4. DO NOT shine the light directly into human eyes. This may cause temporary blindness, or permanent damage to the eyes.
5. DO NOT cover the light head when the flashlight is on, or place the flashlight head on the ground. The radiation energy of the flashlight may cause damage to the flashlight itself, or even result in burning to other materials.
6. DO NOT modify/disassemble the light, otherwise the user will be in charge of the all responsibility.
7. When the product is used in a low-temperature environment, please try and keep it warm. If the temperature is too cold, it may not reach the High output.
8. Please keep the front lens clean. Due to radiation energy, it may heat up foreign matter on the lens which can potentially cause damage.
9. Please charge the battery with the included standard charging cable.
10. Quality batteries with circuit protection will reduce the potential risk.
11. Store the battery with care. Please store the battery in a dedicated box after being taken out of the product if the battery needs to be changed.
12. Keep it in a being in normal use; We will replace it with the same model. If the model has been discontinued, customers will receive a product with similar or improved model.

PRODUCT WARRANTY

1. If the customer experiences any problems with an Acebeam product within 15 days of purchase, the dealer will replace that product.
2. If an Acebeam flashlight fails during normal use within a period of five years (60months) of purchase, the dealer will repair or replace the flashlight with the same or similar model.
3. ACEBEAM Batteries, accessories and lanterns with built-in batteries are warranted for a period of one year (12 months) from date of purchase.
4. The warranty does not cover damage or failure caused by:
 - A. Rough usage or operation which does not comply with the user manual or product specifications.
 - B. Unauthorized disassembly, repair or modification. Defects or damaged caused by factors out of Acebeam's control.
 - C. Battery leakage damaged products.
5. If there are any questions about Acebeam products, please consider the warranty and contact Acebeam or your original Acebeam dealer for warranty return instructions. Email: info@acebeam.com

Acebeam is not liable for damages or injuries sustained resulting from the usage of the product inconsistent with the warnings in the manual.



SHENZHEN ZENBON TECHNOLOGY CO., LTD
+86-0755-23036551
www.acebeam.com
info@acebeam.com

1/F, No.1 Building, Yijiang Industrial Park, Dalang, Longhua, Shenzhen 518100, Guangdong, China

Copyright © 2024 ACEBEAM. All rights reserved.
Powered by Shenzhen Zenbon Technology Co., Ltd